

EPA Tools and Resources Webinar: Equitable Resilience Builder (ERB) Tool

Keely Maxwell, Emily Eisenhauer, Brittany Kiessling, Marissa Matsler, Lauren Oliver, Ian Reilly, and
Maureen Shacklette

US EPA Office of Research and Development

December 13, 2023



Agenda



Equitable Resilience Concepts



Overview of the ERB Tool



Demo of the Tool



Q&A

Objectives

Webinar participants will:

Learn about equity considerations in resilience planning

Become familiar with the Equitable Resilience Builder (ERB) tool

Feel comfortable getting started with downloading and using the tool

Why Focus on Equity and Resilience?

Social and environmental inequalities increase vulnerability to disasters and climate change



Why Else Focus on Equity and Resilience?

Resilience projects can unintentionally make social and environmental inequities worse

Which neighborhoods get projects?



Whose needs are prioritized?



Whose voices are heard?



What is Equitable Resilience?

Resilience involves strengthening your community's capacity to prepare for, withstand, respond, adapt, and transform in the face of climate change, disasters, and other hazards.

Equitable resilience does so in ways that:

- Are culturally appropriate
- Are informed by local knowledge
- Use inclusive methods of making decisions
- Acknowledge differential vulnerabilities
- Address social and environmental inequalities
- Pay attention to the distribution of the benefits and costs of resilience



What is ERB?

A downloadable tool for inclusive resilience planning for disasters and climate change

Who might use it:

- State, county, municipal, Tribal, territorial agencies
- Emergency managers, public health, environment, land use planners
- Community organizations

Use it to plan for:

- Climate adaptation
- Disaster resilience
- Hazard mitigation

Use it to:

- Engage with community groups and agencies
- Assess local hazards, equity, and resilience of social, built, and natural environment systems
- Identify and evaluate actions to take to support resilience in an equitable way

The tool provides:

- Guidance for collaborative activities
- A space to save and store materials
- Visualizations of results

ERB centers Equity in *Content and Process*

Outreach and engagement techniques

- Acknowledge emotions and trauma
- Youth engagement guide
- “Centering equity” advice for each activity











Storytelling exercises

- Prompts to use in team meetings and community workshops
- Assessment begins with *local knowledge* and adds in scientific data
- Build relationships that support resilience

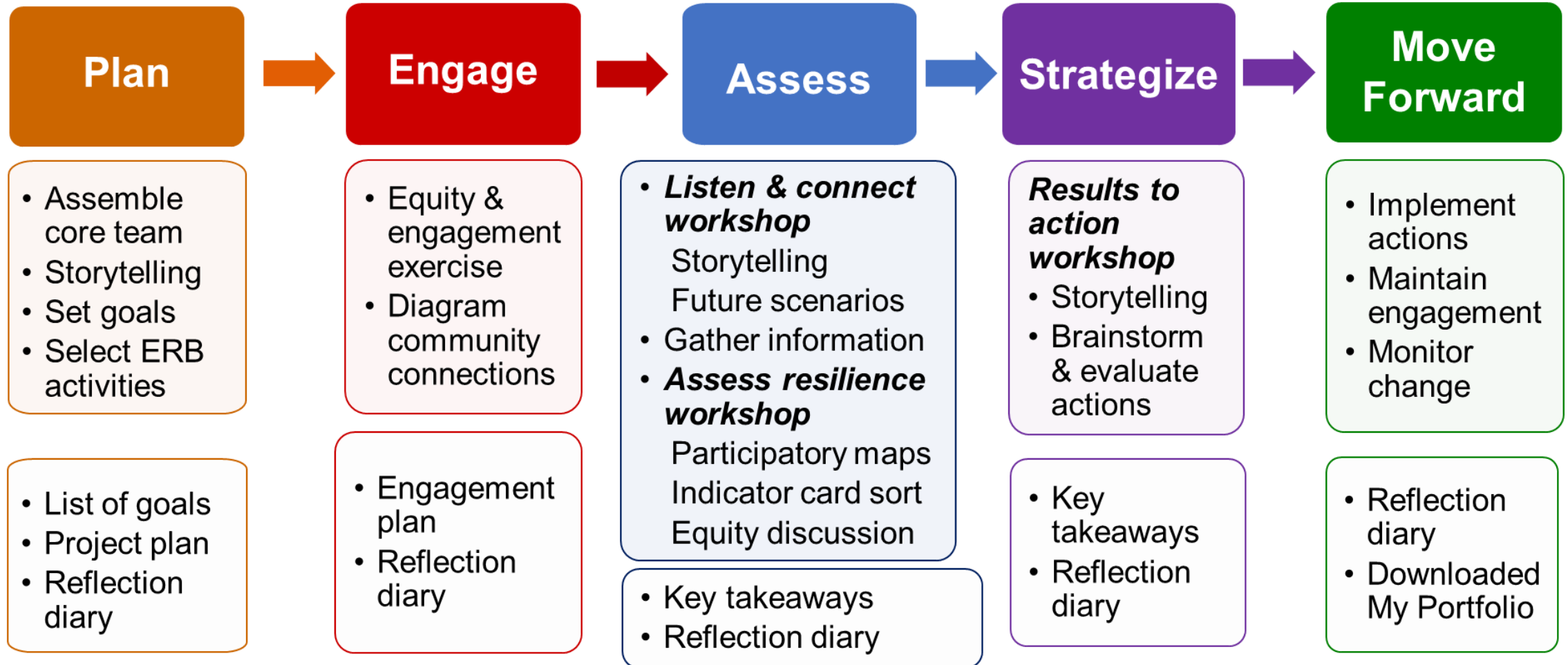
Indicator card sorting activity



Centering Equity Icons

Icons	Theme	Icon	Theme
	Empathy		Trust
	Representation		Collaboration
	Networking		Voice
	Adaptability		Active Listening
	Vulnerability		Local Knowledge

The 5 ERB Sections



ERB is Designed to be Used by a “Core Team”



Agencies

- State, county, municipal, Tribal, territorial
- Emergency management
- Environment, health, land use
- Public works

Community representatives

- Neighborhood associations
- Informal leaders
- Youth club

Private or non-profit organizations

- Local businesses
- Faith institutions
- Food pantry

The core team

- Makes decisions
- Plans and carries out ERB activities
- Does community engagement
- Documents the project in the tool

Pilot case studies

Community Engagement and Planning for Watershed Resilience

Grand Rapids Urban Waters Federal
Partnership



[Link to StoryMap](#)

Equitable Resilience Planning

- You are the director of Friends of the Deep River Watershed Alliance with members from 5 counties, 15 municipalities, a Tribal Nation, and other organizations.
- Your region is experiencing climate change impacts from flooding, storms and heat.
- You are creating a resilience action plan for the watershed with recommendations that local governments can use for managing stormwater, wetlands, and natural resources and for supporting community health and well-being.
- Underserved communities in the watershed are experiencing the worst impacts of flooding and water quality.
- You want to ensure these communities are included in developing the resilience action plan so that their voices are represented, and the plan includes actions to reduce disparities and increase the resilience of the most impacted areas.

ERB can help!



Photo credits: FEMA

Demo of the Tool



Equitable Resilience Builder

Inclusive planning for disasters and climate change



What is ERB?

- The 5 sections of ERB
- How ERB centers equity
- Examples of ERB projects



Get Started

- Start a new project
- Continue your project
- Explore the tool



Support

- Quick-start guide
- How to customize ERB
- About

What You Get from Using the Tool



STRONGER
COMMUNITY
CONNECTIONS
AND NETWORKS



LEARNING
ABOUT
HAZARDS,
EQUITY, AND
RESILIENCE



ACTIONS AND
COMMITMENTS
TO IMPLEMENT
THESE ACTIONS



VISUALIZATIONS



DOCUMENTATION
OF THE
ASSESSMENT

ERB Supports “All-hazards” Resilience Planning

Tribal environmental agency is doing a climate vulnerability assessment

Emergency manager is updating a county’s hazard mitigation plan

EPA Region 8 brownfields manager assisting communities with forward-looking design as part of revitalization




Feedback Welcome

“This is a valuable tool, helpful and well thought out.”

“It’s clear, it’s actionable, it’s a very good guide.”

“I’m about to meet with farmers in [my county] and may have them tell stories to open the meeting.”

“We’re beginning to plan workshops for neighborhood level resilience planning. This would be a great tool to structure those sessions and inform the planning.”



Contacts

US EPA ORD Center for Public Health and Environmental Assessment

Emily Eisenhauer

Social Scientist

eisenhauer.emily@epa.gov

Marissa Matsler

Social Scientist

matsler.marissa@epa.gov

Lauren Oliver

AAAS Fellow

oliver.lauren@epa.gov

Ian Reilly

ORISE Fellow

reilly.ian@epa.gov

US EPA ORD Center for Environmental Solutions and Emergency Response

Keely Maxwell

General Anthropologist

maxwell.keely@epa.gov

Brittany Kiessling

Social Scientist

kiessling.brittany@epa.gov

Maureen Shacklette

ORAU Contractor

shacklette.maureen@epa.gov



[Access ERB](#)
[ERB User Guide](#)