

Biothermica

Key Outcomes of VAM Abatement Demo Project at Walter Energy's Mine in Alabama

**U.S. Coal Mine Methane Conference
Pittsburgh | November 18, 2014**



Agenda

- **Biothermica**
- **Challenges of VAM Application**
- **Vamox[®] Demo Project (JWR, Alabama, USA)**
 - Review
 - Key Outcomes including process simulator
- **Large Scale Vamox[®] Unit**
- **Moving Forward**




Biothermica

Who we are

- Private Canadian group founded in 1987.
- Fully integrated carbon project developer.
 - Managing all aspects of its carbon and energy projects.



Development



Financing



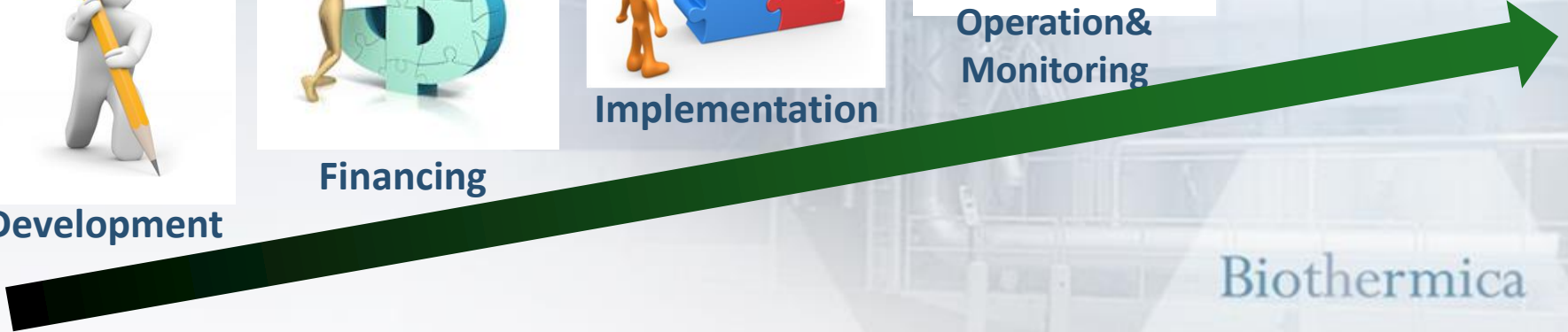
Implementation



Operation &
Monitoring



Monetization





Biothermica Achievements

- **Transactions exceeding \$US 100 million in turn-key projects, including...**
 - **\$US 45 million** as equity sponsor.
 - Landfill gas collection and power generation systems.
 - **\$US 50 million** in carbon credit transactions.
 - Kyoto and voluntary carbon markets.





Landfill Gas Projects



Gazmont 25 MW Power Plant
Montreal landfill (Canada)
2 billion kWh of electricity since 1996



El Salvador CDM Project
Nejapa landfill
215,000 carbon credits over 2006-2008
Major interest in project sold in 2008



Industrial Emissions Control

BIOTOX[®] Technology

- **Regenerative Thermal Oxidation (RTO).**
- **Expertise → Non-conventional emissions.**
 - Involving corrosive and/or Condensable Organic Compounds (COCs).
- **10 patents**



Food industry - COC emissions
Presque Isle, Maine, USA
100,000 cfm




Asphalt Shingles - COC emissions
Joliette, Quebec, USA
35,000 cfm



VAM Project Development Natural Evolution



RTO Technology



Landfill Methane
Carbon Project Experience



**VAM
PROJECT**



VAM Abatement: More challenging than it looks!

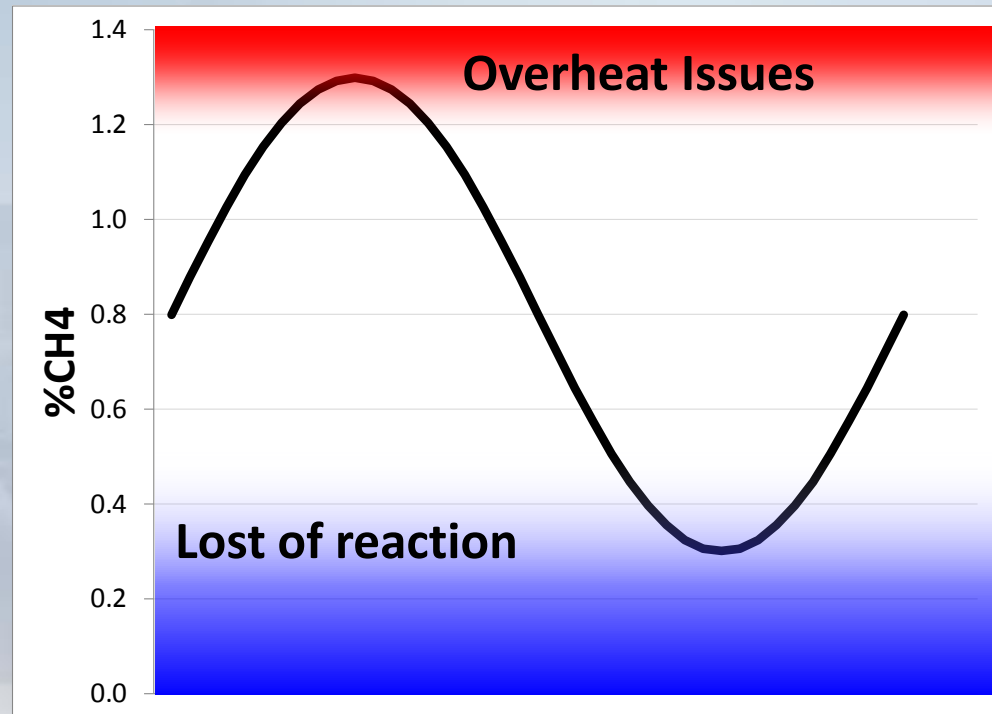




Highly Variable Methane Concentration

Challenges:

- ...at **HIGH** %CH₄:
 - Prevent T° peak to compromise the integrity of the system.
- ...at **LOW** %CH₄:
 - Maintain RTO in operation without supplemental energy input (e.g. propane).





VAM Shaft → Short active life

- Bleeder shafts are typically operational 3-7 years.
- System must be easily movable!



Shaft #1 (3-7 years)



Shaft #2 (3-7 years)





Stringent Safety Requirements

- Each project must be approved by MSHA.



Protecting Miners' Safety and Health Since 1978



Biothermica



Priority → Miners' Safety

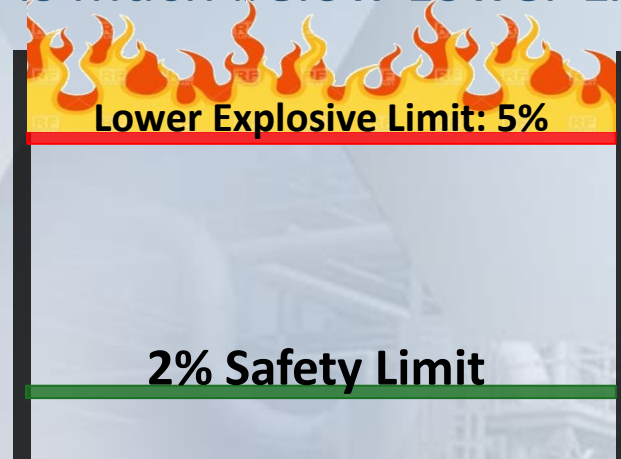
- Safety features are required to prevent a deflagration and flashback to the mine.





Features Required to Prevent Deflagration

- **System MUST be designed to prevent VAM exceeding 2% from reaching RTO.**
 - This safety limit is much below Lower Explosive Limit (LEL 5%).



- **Many preventative measures required, including:**
 - Fast CH₄ Detectors
 - Fast Isolation Dampers
 - Safety Dilution Capacity



Vamox[®] Technology

- Biothermica has adapted its RTO technology (Biotox[®]) specifically for VAM abatement.





1st Vamox[®] Demo Project

- Walter energy, No. 4 Mine (shaft 4-9), Brookwood, AL.
- 2009 to 2013.
- 1st VAM oxidation project at active U.S. Coal mine.
- Financed by Biothermica, 100% equity.
- Registered with the Climate Action Reserve (CAR).

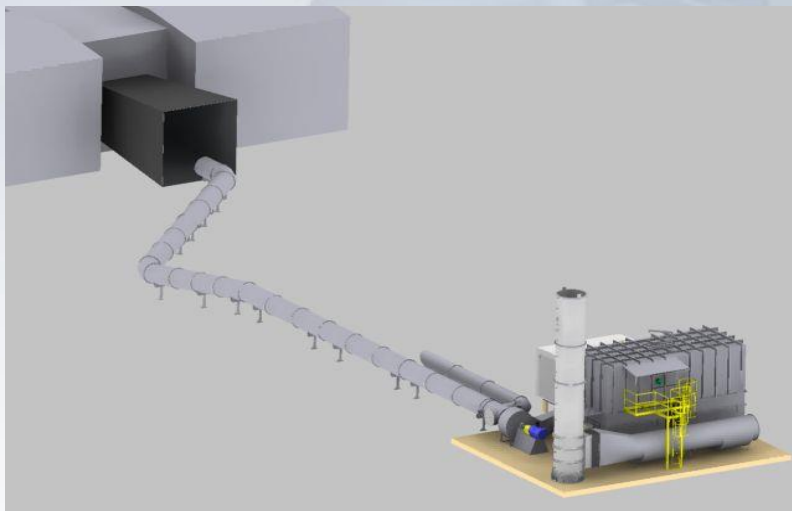


Biothermica



Demo Vamox[®] Specs

- **2 ceramic bed RTO.**
- **Nominal Capacity → 30,000 cfm.**
 - Capture ~10% of VAM flow discharged by the ventilation shaft.
- **%CH₄ Range → 0.3% - 1.2%.**
 - Dilution with fresh air if required.
- **Footprint → 1,400 ft² (40'X35')**





Demo Vamox[®] Performance

tCO₂e

80,766 CRTs (Emission Reductions)

Hours

>27,000 hours of operation

Uptime

92.7%* Availability Rate

Biothermica

*Excluding external events such as CH₄ concentration below min. threshold or electricity supply outages



Key Demo Project Outcome: Process Simulator

- **Simulator is a reliable tool used to...**



Guide large scale's design



Develop control strategies

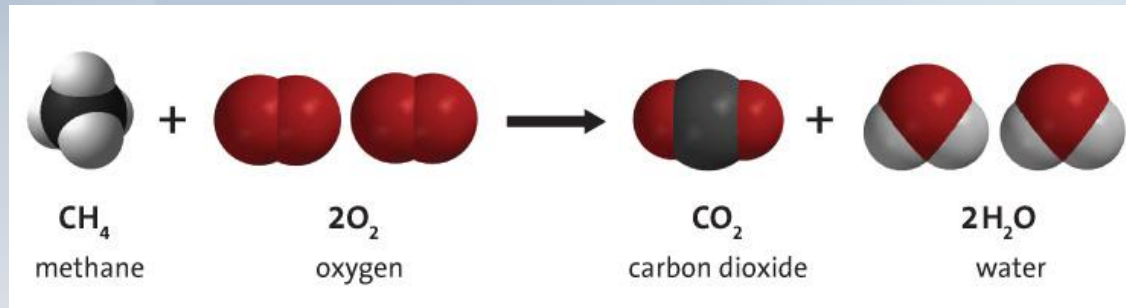


Predict performance



Simulator Overview: Key Calculation

- Methane oxidation reaction rate (k_r)



- Calculated based on Arrhenius Law

$$k_r = A * \exp\left(\frac{-E}{RT}\right)$$

Where

A = experimental constant (s^{-1});

E = energy of activation (exp. constant) (cal/mol);

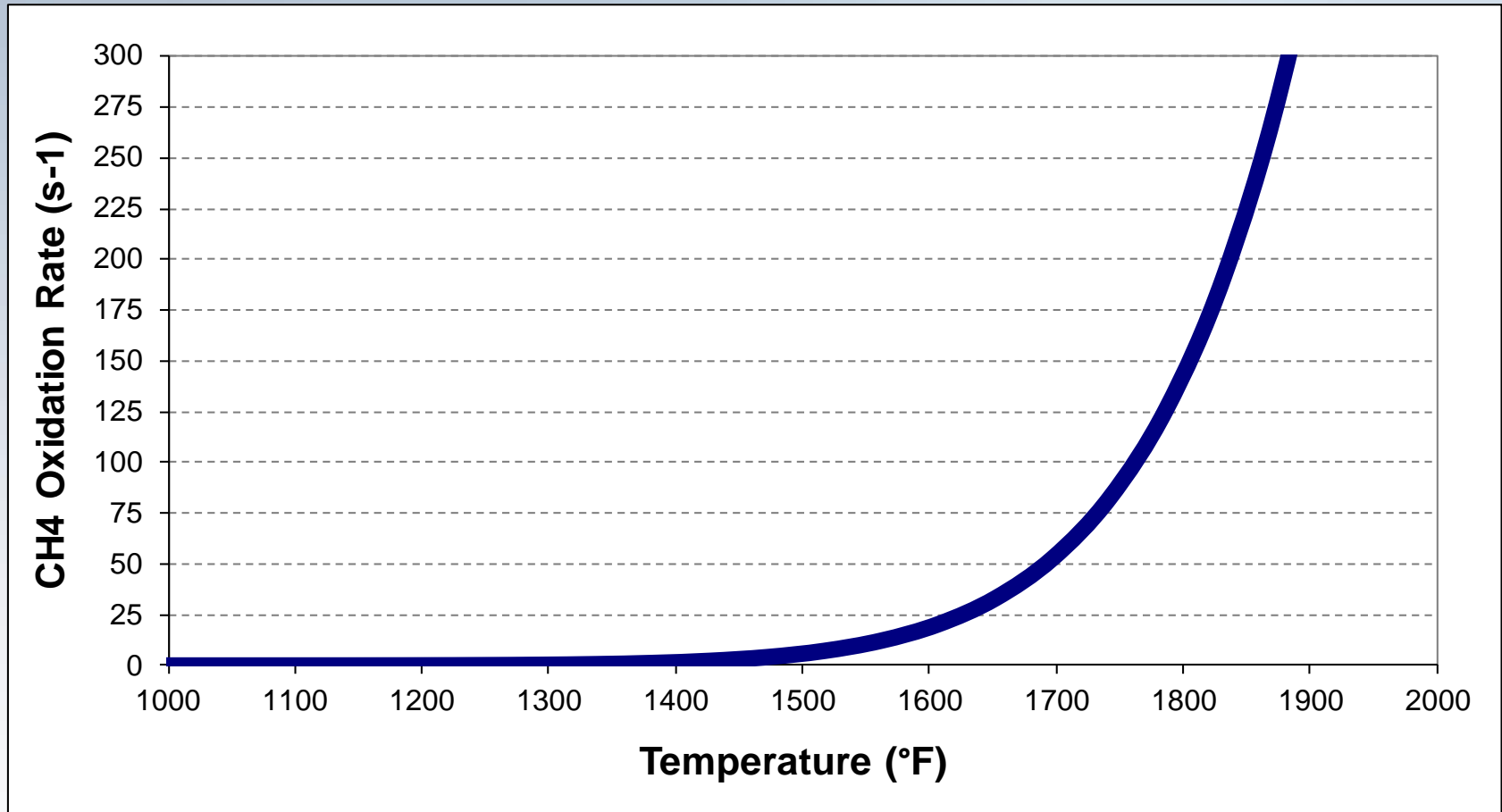
R = Gas constant (1.987 cal/mol/K)

T = absolute temperature (K).



Simulator Overview: Key Calculation

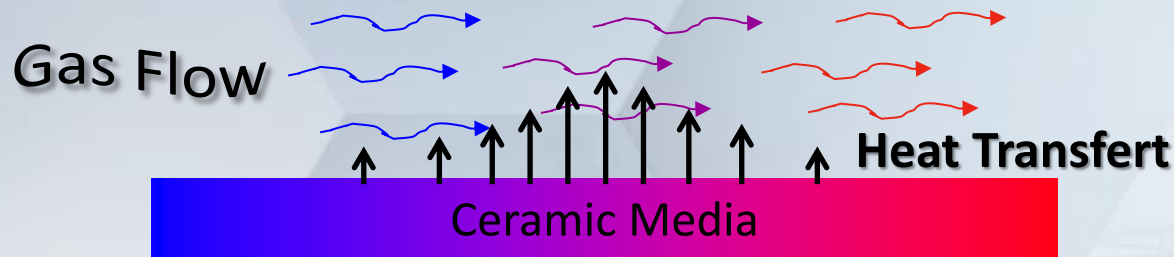
Methane Oxidation Rate vs Temperature





Simulator Overview: Key Calculation

- **Heat Exchange Rate between gas and ceramic:**

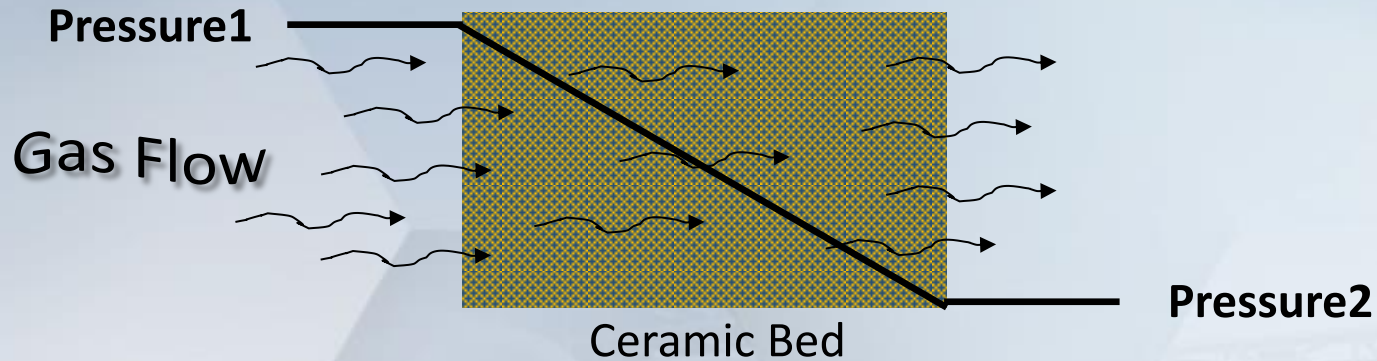


- **Many inputs involved...**
 - Ceramic's characteristics (specific surface area, heat capacity, ...).
 - Gas properties (heat capacity, density, ...)
 - Gas velocity.
- **Retained model provides an excellent fit with process data over a wide range of conditions.**



Simulator Overview: Key Calculation

- **Pressure drop through the system**



- **Many theoretical models tested (i.e. Ergun Equation)**

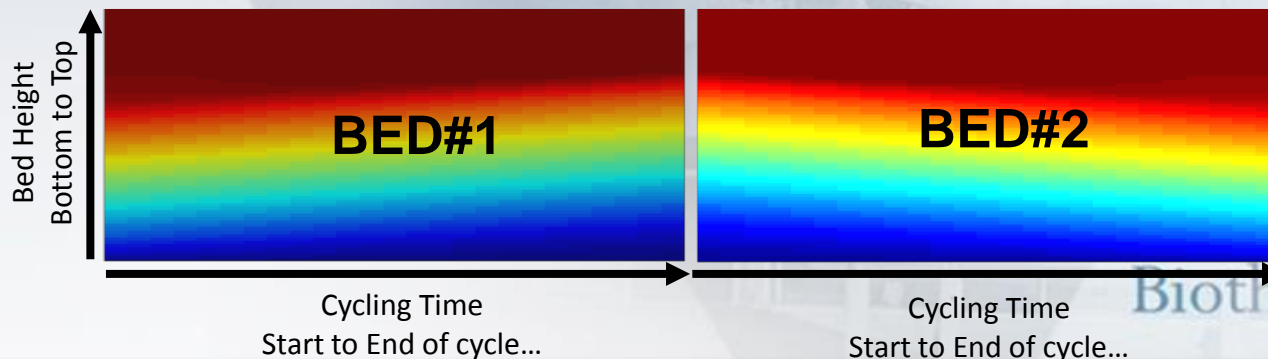
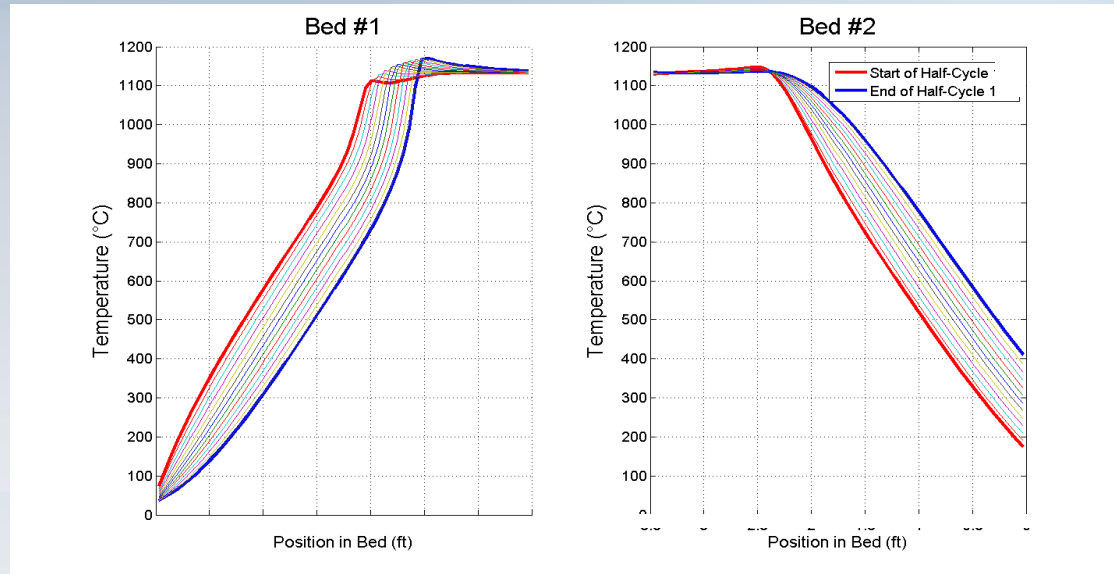
$$\frac{\Delta P}{H_{layer}} = 150 \left(\frac{\mu v_0}{D_p^2} \right) \frac{(1 - \epsilon)^2}{\epsilon^3} + 1.75 \left(\frac{\rho v_0^2}{D_p} \right) \frac{(1 - \epsilon)}{\epsilon^3}$$

- **Once again, excellent fit with process data over a wide range of conditions.**



Simulator Overview: Key Results

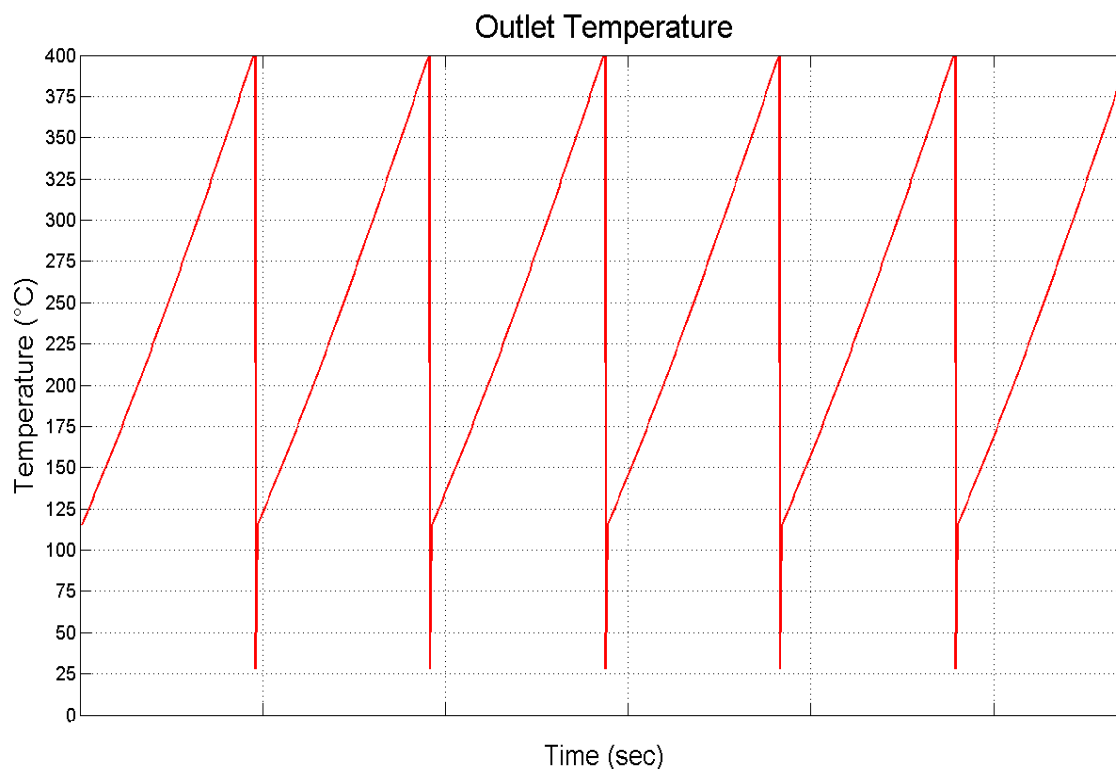
Temperature profile in ceramic beds





Simulator Overview: Key Results

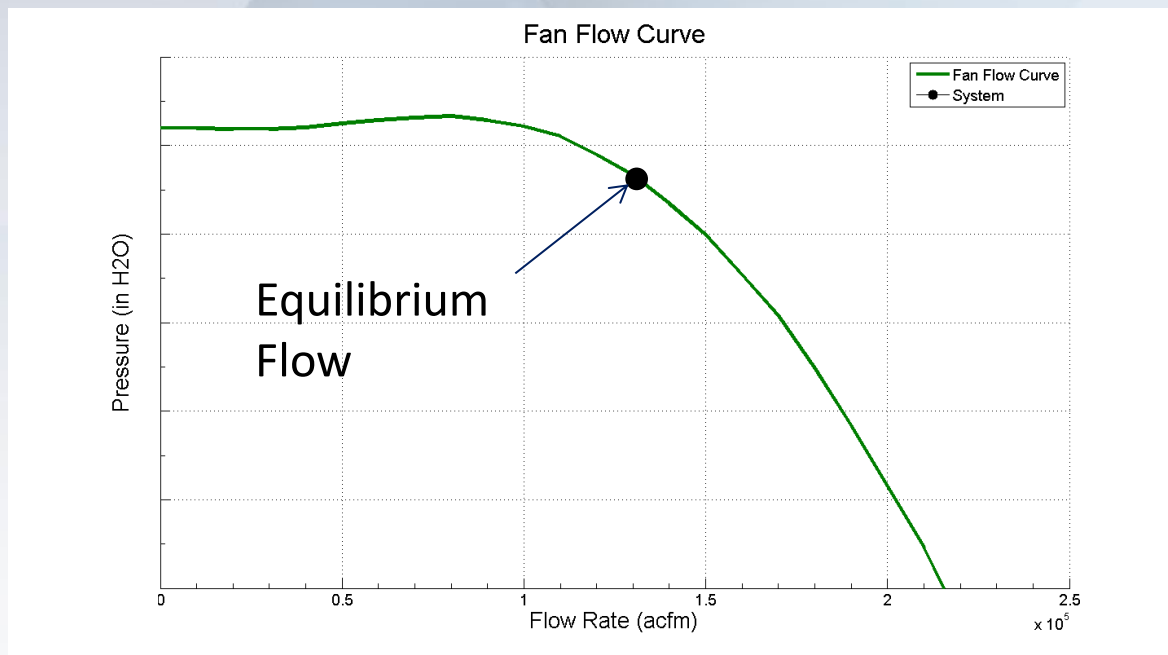
- Temperature profile at stack





Simulator Overview: Key Results

- **Flow & Power Consumption (fan's performance)**
 - The fan flow curve provided by manufacturer is used by the simulator to determine the equilibrium flow.





Other Key Demo Project's Technical Outcomes

- **Identification of a ceramic media adapted for this stringent application.**
- **Optimization of control strategy.**
 - Auto-adjustment of operating conditions based on methane concentration to maximize performance.



Large Scale's Design

- The experience gained from the Demo project has led to the design of a Large Scale Vamox[®] system.



**Large Scale
VAMOX[®]
System**



Specs - Large Scale Vamox[®]

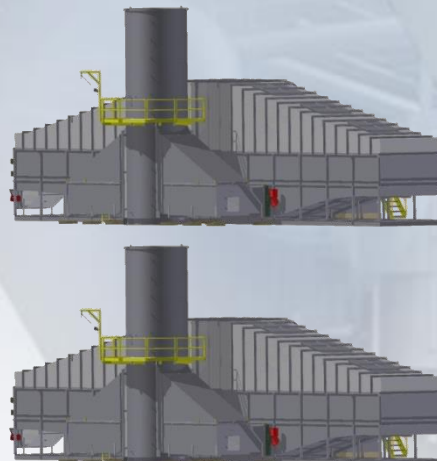
- 2 ceramic beds.
- Nominal Capacity → 140,000 cfm.
- %CH₄ Range → 0.3% - 1.2%
 - Dilution with fresh air if required.
- Footprint → 5,000 ft² (~50'X~100').
- System fully instrumented for safety, process control and credit monitoring purposes.
- Self-Diagnostic of system's performance.
- Designed for facilitated relocation.





Moving Forward

- Finalizing the planning of the next Vamox[®] project at Walter energy (Brookwood, AL) to connect 2 large scale units on a bleeder shaft.
- Expected credits production : ~400,000 CCOs/year.
- Project to be registered under the new ARB's MMC Protocol.





Thank You

Dominique Kay, M.Sc.A., Eng.

R&D Director – Biothermica

+1.514.488.3881 x228

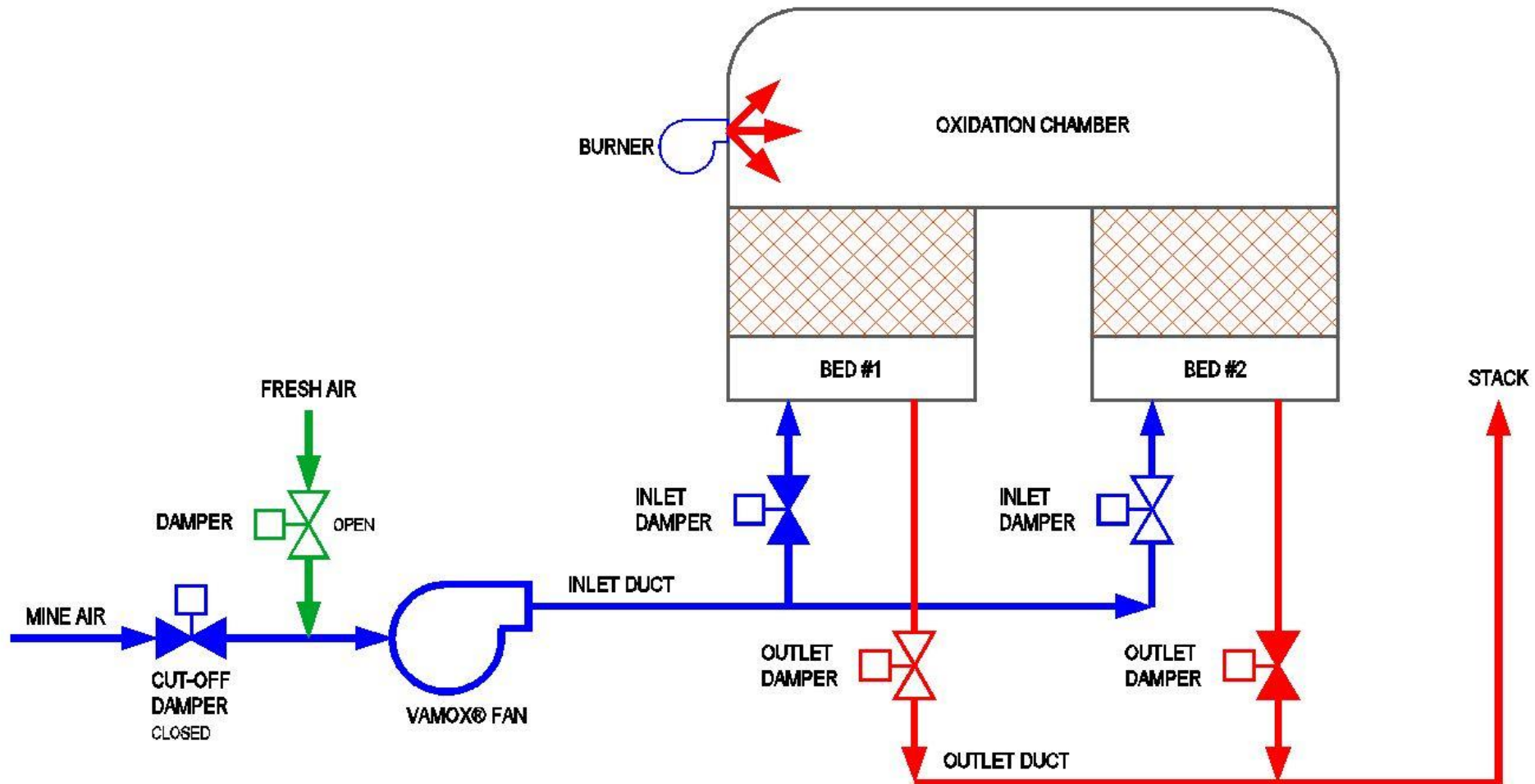
Dominique.kay@biothermica.com



EXTRA SLIDES

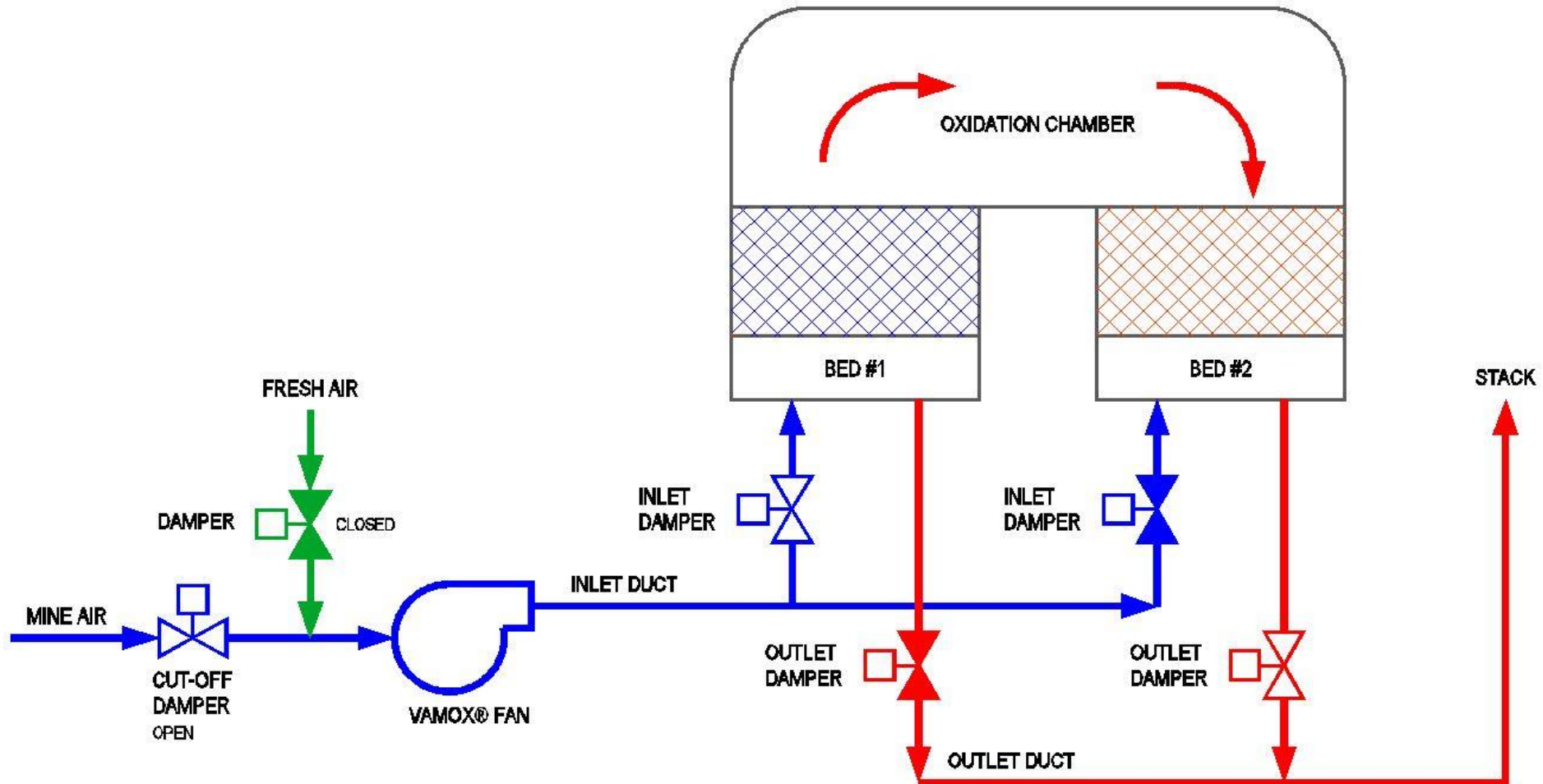


Operating Principle Start-up





Operating Principle Cycle 1





Operating Principle Cycle 2

